

BARONESS

Quality on Demand

PEDESTRIAN GREENS MOWER

LM566C

PEDESTRIAN TEE MOWER

LM66TC



HIGHEST QUALITY CUT IN THE INDUSTRY. MAINTAIN **THE BEST** CUT FROM **FIRST CUT TO LAST.**


The Baroness LM56 & LM66 walk behind cylinder mowers. Among the lightest in their class, solidly built, highly manoeuvrable and constructed to a quality standard second to none.

Baroness walk behind cylinder mowers are built to provide the highest quality finish on all fine turf areas. Golf Greens and Tees, Bowling Greens, Tennis Courts and Cricket Pitches. Completely gear driven, Baroness mowers are easier to maintain and more durable than mowers with other drive systems such as belts or chains.


At Baroness we pride ourselves on the cutting quality of all our cylinder mowers. Using Nickel-Chrome-Molybdenum alloy steel cutting cylinders and specially hardened, tipped bedknives, Baroness mowers take care of your fine turf, day in, day out, by keeping the sharpest cutting edge for longer than any other make.

Not only is the Baroness LM56-66 series the sharpest tool in the box but you get a complete turf maintenance system for the price of one mower.

Equipped with bi-directional front grooming reel, de-thatching reel or brush, all of which are gear driven and changeable in 5 minutes, the Baroness LM56-66 range offers you total control over the quality of your playing surface.



LM56GC LM66TC



GROOMER, DE-THATCHER AND ROTARY BRUSH

Optional attachments are available. All of the optional attachments are bi-directional. The end user can choose either forward rotation or reverse rotation with a simple switch of a lever.

- **GROOMER**

The groomer attachment takes off lateral growth and removes rhizomes from the green. This is achieved by standing the grass up and bringing the rhizomes to the surface, so the cylinder and bedknife can remove them. With the removal of lateral growth, the remaining leaves are more vertical, allowing room for new leaf growth, resulting in a tighter, compacted green.

- **DE-THATCHER**

The de-thatcher is more aggressive than the groomer and is used to eliminate thatch or dead leaf material. Like the groomer, the de-thatcher benefits the green by standing up the grass blades vertically.

- **ROTARY BRUSH**

The rotary brush is used to raise lateral growth to the cutting cylinder, removing debris or morning dew from the surface and working in topdressing.

WORD-RENOWNED SHARPEST BLADES

Equipped with the world-renowned Baroness reel cutter, the LM56 / 66 can mow any types of grass. The cutting cylinders are constructed of Nickel-Chrome-Molybdenum for extreme long life. Cleanly cut grass is less vulnerable to disease and promotes healthy growth

LONG LASTING BEDKNIFE

The unique long-life Baroness bedknife, with 4 different lip sections, enabling you to work down to 1.5mm, is renowned for its durability under the toughest topdressing regimes.

ALL- GEAR DRIVE

Baroness' walk behind greens mowers are all gear driven, with no slippage or lag between the drive (drum rotation) to cutting cylinder (cylinder rotation) ratio. They are extremely durable and easy to maintain. No adjustments are needed as with other belt or chain drive systems.

FRONT ROLLER

Select the optimal front roller to match the conditions and requirements such as quality of cut, reduction of turf stress and aftercut appearance

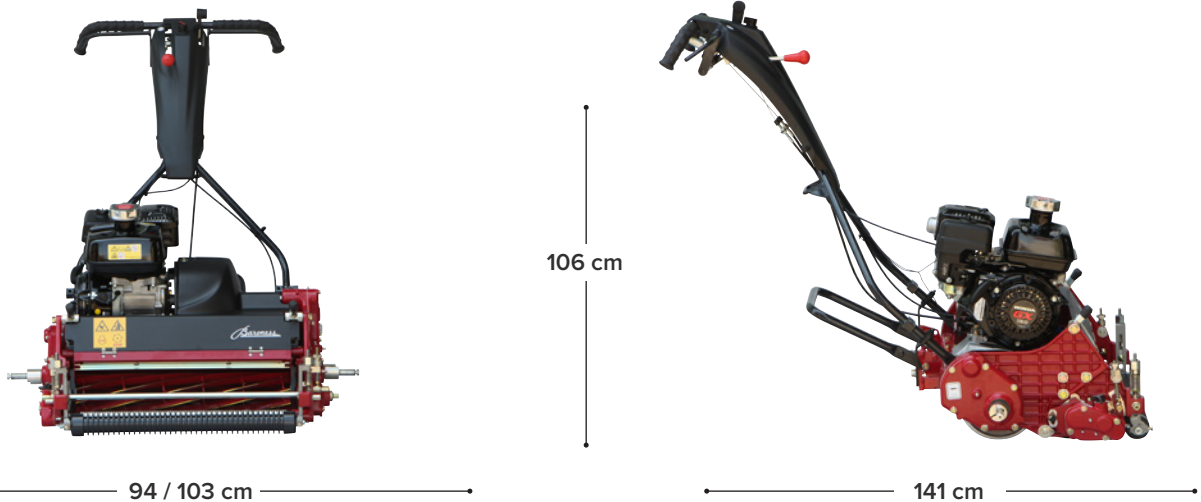
- **GROOVED ROLLER**

The grooved roller is more aggressive and allows for more grass to be cut. Grooved rollers reduce the contact area, so they sit deeper into the turf.

- **SMOOTH ROLLER**

The smooth roller is recommended when there are softer ground conditions. Smooth rollers will help reduce marking, stress and turf damage because they use 100% of the roller's surface area to support the mower.

LM56GC & LM66TC SPECIFICATION



Model pictured above LM56GC

		LM56GC	LM66TC
Dimensions	Total length with grass catcher	141 cm	141 cm
	Total width without travelling wheel	94 cm	103 cm
	Total height Steering handle	106 cm	106 cm
Weight	Total weight (empty fuel tank)	102 kg	107 kg
	Grass catcher *1	3.3 kg	3.6 kg
	Groomer *1	3.6 kg	4.0 kg
	Travelling wheel (for one machine) *1	6.9 kg	6.9 kg
Engine	Model	HONDA GX120	
	Type	Gasoline air-cooled engine (OHV) four-stroke single-cylinder	
	Total displacement	7.20 cu.in. 118 cm ³ (0.118 L)	
	Maximum output	2.6 kW (3.5 PS)/3,600 rpm	
Operating width (Mowing width)		55.7 cm	64.6 cm
Operating height (Mowing height)		3.0 - 29.0 mm [3.0 - 27.0 mm] *2	4.5 - 29 mm [4.5 - 27 mm] *2
Blades		11	7
Drive	Traveling	Mechanical	
	Mowing	Mechanical	
Speed (Mechanical)		4.8 km/h (@3,000 rpm) / 2.98 mph (@3,000 rpm)	
Efficiency		2,139 m ² /h (4.8 km/h x mowing width x 0.8) (2.98 mph x mowing width x 0.8)	2,481 m ² /h (4.8 km/h x mowing width x 0.8) (2.98 mph x mowing width x 0.8)
Tire size		4.10/3.50-6	
Tire pneumatic pressure		17.40 psi / 120 kPa (1.2 kgf/cm ²)	

* The factory default maximum engine rpm is 3,100rpm.

*1: Total weight includes *1 parts.

*2: The indicated lowest mowing height is for general application. It may be adjusted according to the state of green and the bed knife to be installed.

The value in brackets [] is the mowing height of the machine equipped with a groomer.



ADDRESS: Unit 5 Hatch Industrial Park,
Greywell Road, Basingstoke, RG24 7NG

TEL: 01256 461591

EMAIL: sales@baronessuk.com

www.baronessuk.com

Content and designs provided here are subject to change without notice.

Your dealer



BARONESS